

GB

- Very large motion pattern - vertical
- RGF can rotate free 360° for hose relief
- Mountings for wall
- Length 2 - 4m is connected to channel by nipple
- Length 5 - 9m is connected to channel by hose (not inclusive)
- Suitable for welding smoke, light dust and gases
- Fan type VT/VL can be built-on
- Construction with external bar system
- Flow technical optimized hood

D

- Sehr großes Bewegungsmuster - senkrecht
- RGF kann frei 360° drehen, um Schlauch zu entlasten
- Montagebeschlagn für Wand
- Länge 2 - 4m wird mit Nippel an Kanal angeschlossen
- Länge 5 - 9m wird mit Schlauch an Kanal (nicht einschl.) angeschlossen
- Geeignet für Schweißrauch, leichten Staub und Gasen
- Ventilator Typ VT/VL kann aufgebaut werden
- Konstruktion mit Außen-Gestängesystem
- Strömungstechnisch optimierter Trichter



Built-on fan

Possibility for direct mounting of fan type VT/VL on extraction arm. Connection to console is required (see next page).



Quick coupling

Can be equipped with quick coupling for extension hose.



Extraction hood

Extraction hood is standard fitted with damper. Against additional payment automatic action switch and spotlight can be fitted.



Ceiling mounting

Ceiling brackets/extension pipe. Ceiling suspension up to 2 metres. Can revolve 360°

Aufgebauter Ventilator

Möglichkeit für Anbau von Ventilator Typ VT/VL direkt auf Absaugarm. Erfordert Übergang zur Konsole (siehe nächste Seite).

Schnellkupplung

Kann mit Schnellkupplung für Verlängerungsschlauch ausgestattet werden.

Absaugtrichter

Absaugtrichter Standard mit Absperrklappe. Gegen Zulage mit Licht und Start/Stop-Schalter.

Deckenmontage

Deckenbeschlagn/Verlängerungsrohr für Deckenaufhängung bis zu 2 Meter. Drehbarkeit: 360°

Colour/Farbe: RAL 9005/SP 9792 (structure/Struktur)

V. Aa. Gram A/S

LYSBJERGVEJ 10 • HAMMELEV • DK-6500 Vojens
TELEPHONE +45 74 52 30 75 • TELEFAX +45 74 53 01 64
E-MAIL: info@vaagram.dk • INTERNET: www.vaagram.com



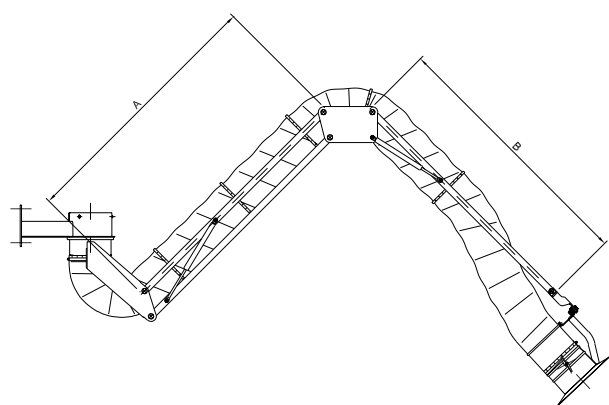
Order no.	Product	Fan type	Extraction arm type	Diameter
01 049 000	Console connection	VT 1000-O2	RGF, RFF, TGI and RLF	ø125mm
01 049 500	Console connection	VT 2000-O2/VL 750-C2	RGF, RFF, TGI and RLF	ø160mm
01 049 600	Console connection	1100-C2/1150-C2	RGF, RFF, TGI and RLF	ø200mm

Diameter	Hose type*	Max. vacuum	Damper	See page
ø100-ø200mm	S1	1500 Pa	Yes	8.02

* Special hoses are available



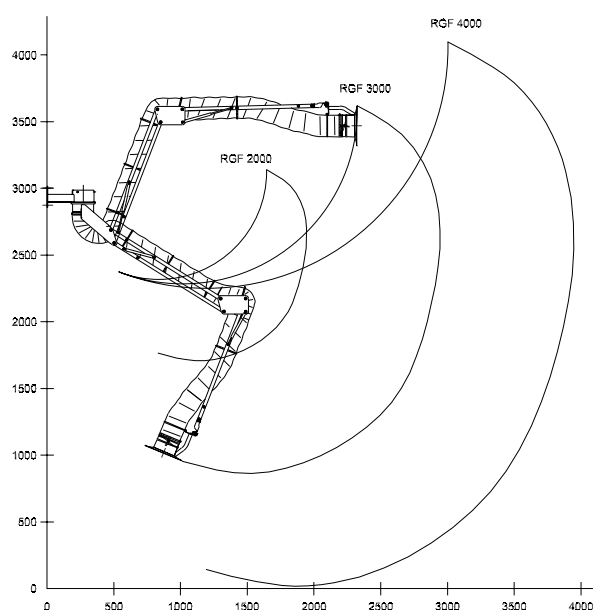
Type RGF 2000 - 4000:



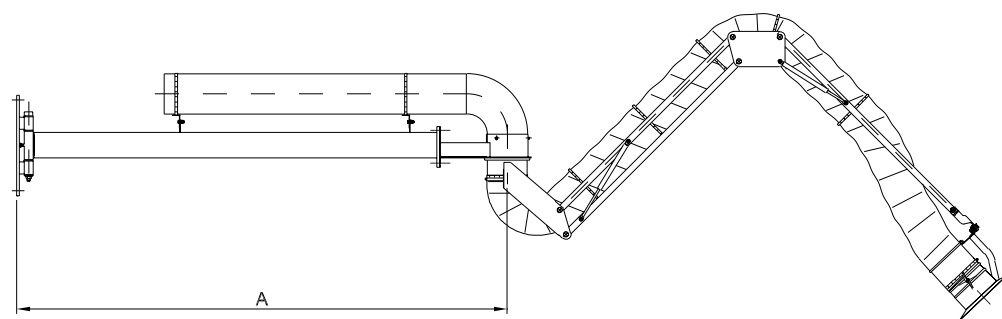
Type*	Order no.	A	B
RGF 2000	01 960 600	500	500
RGF 3000	01 961 600	1000	1000
RGF 4000	01 962 600	1500	1500

* In the sizes ø80-ø100mm the console will be ø125mm with reduction for hose. Pipe connection will be ø125mm. /
In den Grössen ø80-ø100mm wird die Konsole ø125mm mit Reduktion für Schlauch sein. Rohranschluß wird ø125mm sein.

Range RGF 2000 - 4000 (ø160mm):



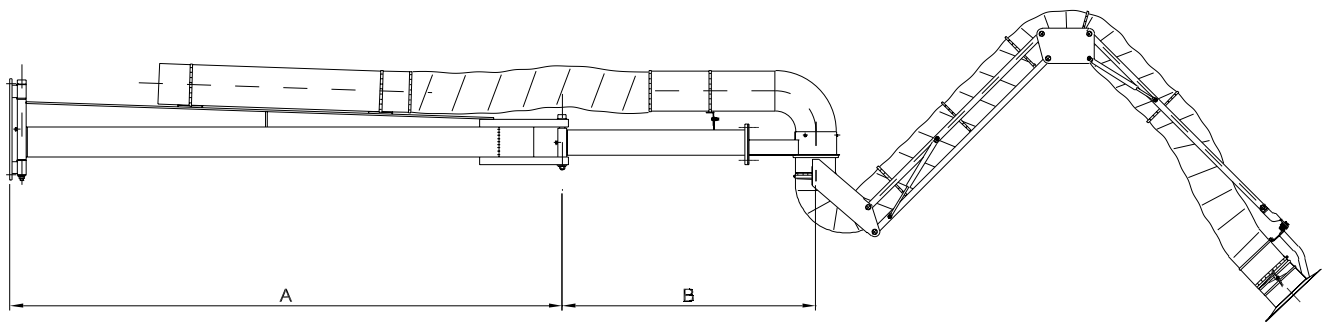
Extraction arm type RGF with extension arm/single swing arm:



Type	A	Hose diameter	Range (ø160mm)
RGF 4000E	1050	ø125-ø200mm	3950
RGF 5000	1950	ø125-ø200mm	4850

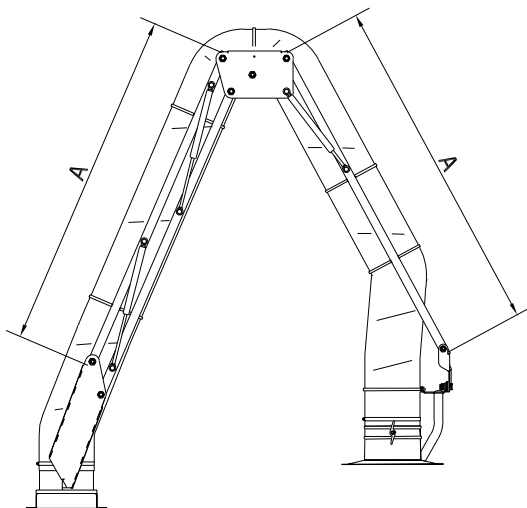
Rev. 08.14 Recht auf Änderungen bleibt vorbehalten. / Data is subject to alterations.

Extension arm/double swing arm, max. 9m (can be folded together against wall):



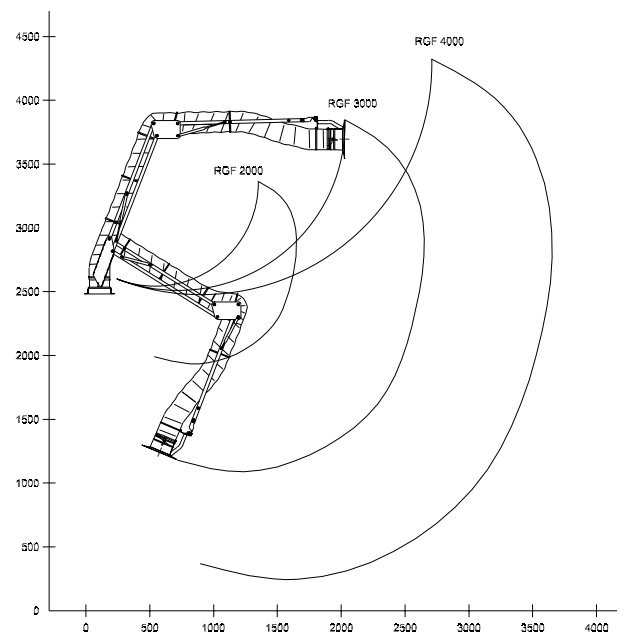
Type	A	B	Hose diameter	Range (ø160mm)
RGF 6000	2185	1000	ø125-ø200mm	6085
RGF 7000	2185	1895	ø125-ø200mm	6980
RGF 8000	3185	1895	ø125-ø200mm	7980
RGF 9000	3185	1895	ø125-ø200mm	8980

Extraction arm type RGF with lead-in mountings for table:



Type	A	Hose diameter
RGF 2000	500	ø125-ø160mm
RGF 3000	1000	ø125-ø160mm
RGF 4000	1500	ø125-ø160mm

Range RGF 2000 - 4000 (ø100mm):



Recht auf Änderungen bleibt vorbehalten. / Data is subject to alterations.

Rev. 08.14

Extraction arm Punktabsaugarm

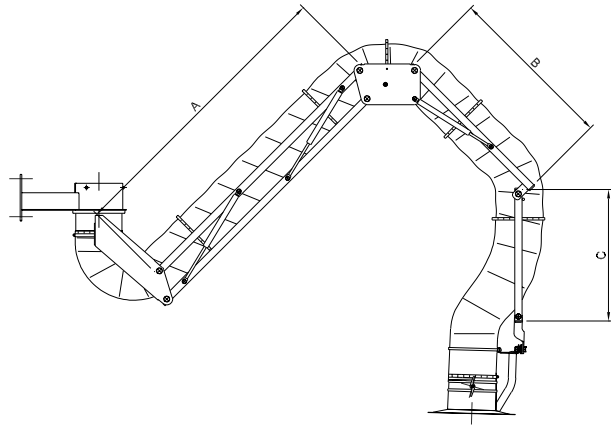
type
Typ

RGF

Special design: 3-piece extraction arm type RGF (lengths from and including 3000mm):

This tripartite design offers further advantages with regard to greater mobility during work processes.

The arm is double jointed in third joint for both horizontal and vertical movement. Third joint is made as friction joint and not equipped with gas springs.

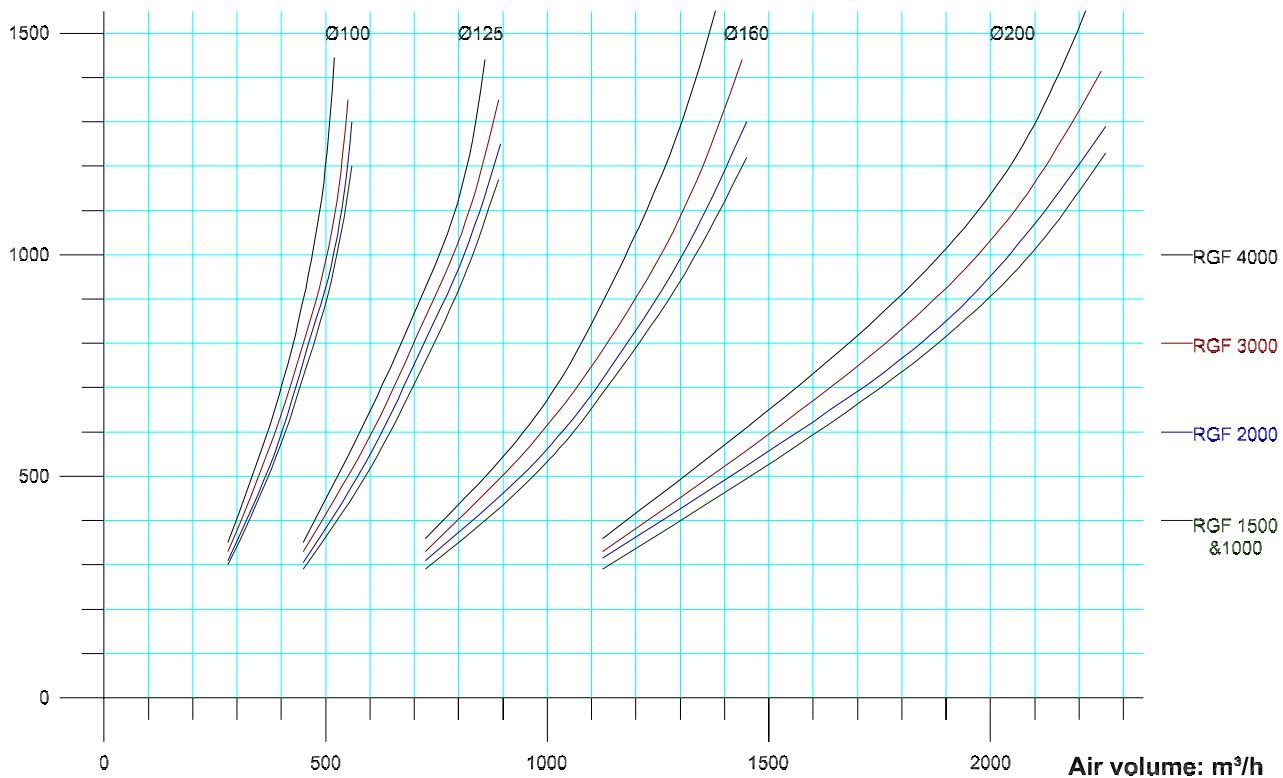


Type	A	B	C
RGF 3000	1000	580	450
RGF 4000	1500	730	800

Performance curve for RGF 2000 - 4000 (ø100 - ø200mm):

Performance: Pa

Performance curve RGF-extraction arm



Performance table for cantilever joints for RGF (ø100 - ø200mm):

Diameter	ø100mm	ø125mm	ø160mm	ø200mm
at m³/h	400	600	1000	1600
2m joint	-	70 Pa	70 Pa	70 Pa
2m + 1m joint	-	150 Pa	150 Pa	150 Pa
2m + 2m joint	-	185 Pa	185 Pa	185 Pa
3m + 2m joint	-	220 Pa	220 Pa	220 Pa

Rev. 08-14
Recht auf Änderungen bleibt vorbehalten. / Data is subject to alterations.